

Delegation Leader Dashboard: How-To Guide

Registration Requirements:

- **Photo Identification:** Your badge will feature a photo. Please have a recent headshot ready to upload when you register.
- **Unique email address:** Use the *same email address* provided on your Delegation Leader application. If you use a different email address, you will be led to the regular Industry Attendee path. If you need to change the email address, contact Delegations@CTA.tech asap.
- **Date of birth:** In line with guidance from federal law enforcement and industry best practices, we require date of birth for all CES registrants.

Accessing your Delegation Leader Dashboard:

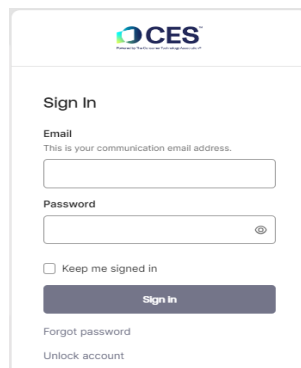
Step 1:

You will receive an email from email_confirm@confmail.experient-inc.com welcoming you to the registration process as a Delegation Leader. Please create a CES Account or sign in

Returning Delegation Leaders:

FOR THOSE WHO HAVE ATTENDED CES 2024 or CES 2025.

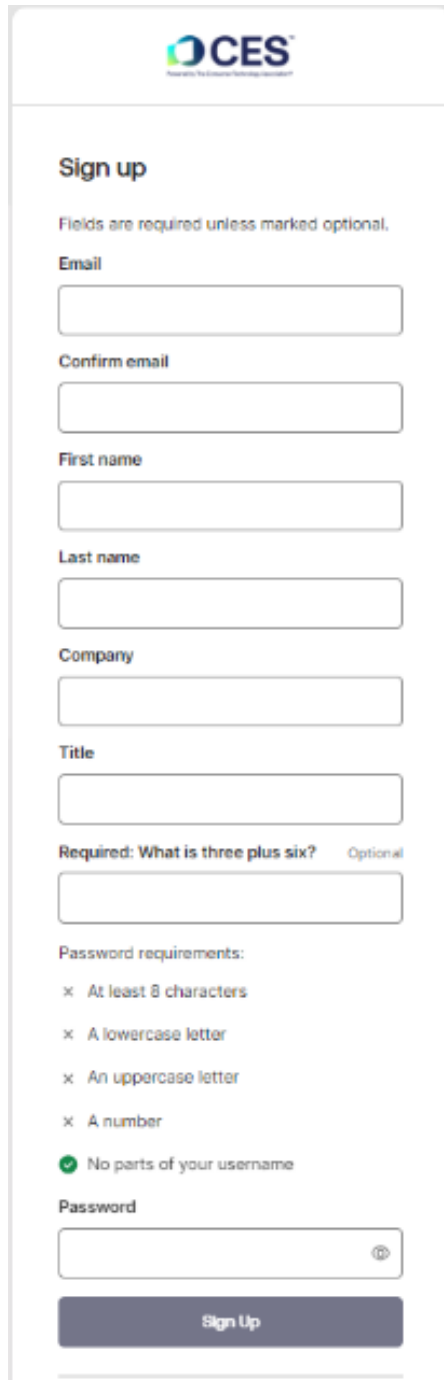
If you have attended **CES 2024 or CES 2025** and you are returning to CES 2026, proceed to **sign in**. If you forgot your password, reset it from the same page below by selecting **I need help signing in**.



The screenshot shows the CES Sign In page. At the top is the CES logo. Below it, the text "Sign In" is displayed. Under "Sign In" is the label "Email" with the subtext "This is your communication email address." Below this is an email input field. Under the email field is the label "Password" with a password strength indicator. Below the password field is a checkbox labeled "Keep me signed in". Below the checkbox is a "Sign In" button. At the bottom of the form are two links: "Forgot password" and "Unlock account".

NEW Delegation Leaders:

If you are new to the CES Delegation Program, **create an account** and fill out all required fields and select [Sign Up].




The image shows a mobile-style sign-up form for CES. At the top is the CES logo with the tagline 'Powered by The Consumer Technology Association'. Below the logo is the heading 'Sign up' and a note: 'Fields are required unless marked optional.' The form contains the following fields: 'Email', 'Confirm email', 'First name', 'Last name', 'Company', 'Title', and a CAPTCHA question 'Required: What is three plus six?' with an 'Optional' label. Below these is a 'Password requirements' section with five items: 'At least 8 characters', 'A lowercase letter', 'An uppercase letter', 'A number', and 'No parts of your username' (which has a green checkmark). The 'Password' field itself is at the bottom, followed by a dark blue 'Sign Up' button.


You will receive an email from noreply@okta.com. Your account will be automatically activated, and you may begin using it immediately (example below)

Step 2:

You will be redirected to the Contact Profile page like the one shown below. Fill out all required fields. The contact page is **only** to access the Delegation Leader dashboard – **this page does not mean you have registered to attend CES 2026.**



CES® 2025
Jan. 7-10 | Las Vegas, NV

Company Name | Your name 

Contact Profile

Please complete the following fields.

Indicates required fields. *

☐ I understand that CES is a trade-only event for individuals affiliated with the consumer technology industry who are 18 years of age or older and that I meet these eligibility requirements to attend. *

▼ Prefix *

☐ Dr.

☐ Ms.

☐ Mx.

☐ The Hon.

☐ Mr.

☐ Mrs.

☐ Miss

First Name *
Marina

Last Name *
Millet

Job Title *

Company / Organization *
Us Commercial Service

Address *

Address 2

Country, Region or Territory of Residence *

United States ▶

Postal Code

City *

State

Please Select ▶

(+Country Code) Mobile Phone Number *
1


Email *
test100@test.com

Policies

☐ I agree to the [Maritz Terms of Use](#). *

Verify ▶

You now have access to the dashboard! This page is an overview page with information regarding registration benefits and *reminder that students are not allowed to be a part of your Delegation.*



CES® 2025
Jan. 7-10 | Las Vegas, NV

Company Name | Your name

Delegation Leader Dashboard


Manage your Delegation using the Delegation Leader Dashboard. Register Delegates, send invitations to individuals to register on their own, view your group's registration status and resend confirmation emails, all using the dashboard.

Registrants in your Delegation will receive:

- 25 percent discount on the Deluxe Conference Pass
- 10 percent discount on StoryTech tours (valid on one tour per person, no other discounts can be applied to tour)

To view the full list of the Delegation Program benefits, please visit [here](#).


As a reminder, the CES Delegation Program is not open to students. Delegations must consist of business professionals that are affiliated with the consumer technology industry. Students who are 18 years of age or older and studying technology related fields may attend CES on Friday, January 10 only and must register as Industry Attendee.


Manage Group

Add/Edit Personnel

Registration Activity

Completed	Incomplete
1	4


Contact Profile

test test

Edit Delegate Leader

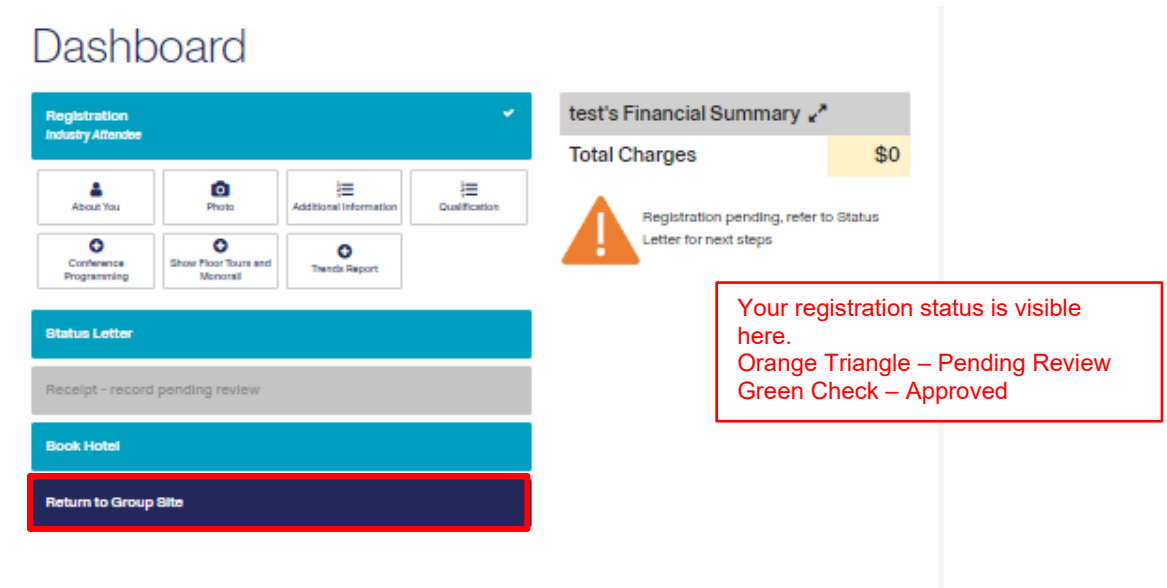
Step 3: Register yourself (if you are attending CES 2026)

Select [MANAGE INDIVIDUAL REGISTRATION] button and proceed with your registration. Fill out all required fields and complete your own registration.

This is where you can add conference passes, CES show floor tours, industry resources and more. (See appendix A for more photos of the registration process)

Reg ID	First Name	Last Name	Company	Registration	Balance Due?	<input type="checkbox"/> Invitation
+ 1846	test	test	Delegation	<div> Industry Attendee ✖ </div> <div> Manage Individual Registration </div>		

At any time, if you are on your personal registration dashboard, you can also return to the [delegation dashboard](#) by selecting “return to group site”



The screenshot shows a user's registration dashboard. At the top left is the 'Dashboard' title. Below it is a blue header for 'Registration Industry Attendee' with a green checkmark. A grid of icons includes 'About You', 'Photo', 'Additional Information', 'Qualification', 'Conference Programming', 'Show Floor Tours and Monorail', and 'Trends Report'. Below this is a 'Status Letter' section with a grey bar indicating 'Receipt - record pending review'. Further down are 'Book Hotel' and 'Return to Group Site' buttons. The 'Return to Group Site' button is highlighted with a red border. On the right, a 'test's Financial Summary' shows 'Total Charges' as '\$0'. Below this is an orange triangle warning icon with the text 'Registration pending, refer to Status Letter for next steps'. A red-bordered box on the right contains the text: 'Your registration status is visible here. Orange Triangle – Pending Review Green Check – Approved'.

Dashboard

Registration Industry Attendee ✓

About You Photo Additional Information Qualification

Conference Programming Show Floor Tours and Monorail Trends Report

Status Letter

Receipt - record pending review

Book Hotel

Return to Group Site

test's Financial Summary ↗

Total Charges \$0

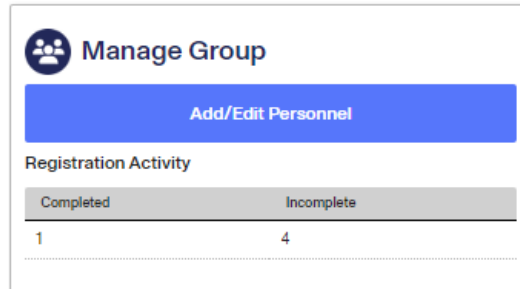
! Registration pending, refer to Status Letter for next steps

Your registration status is visible here.
Orange Triangle – Pending Review
Green Check – Approved

Invite Delegates to join your Delegation

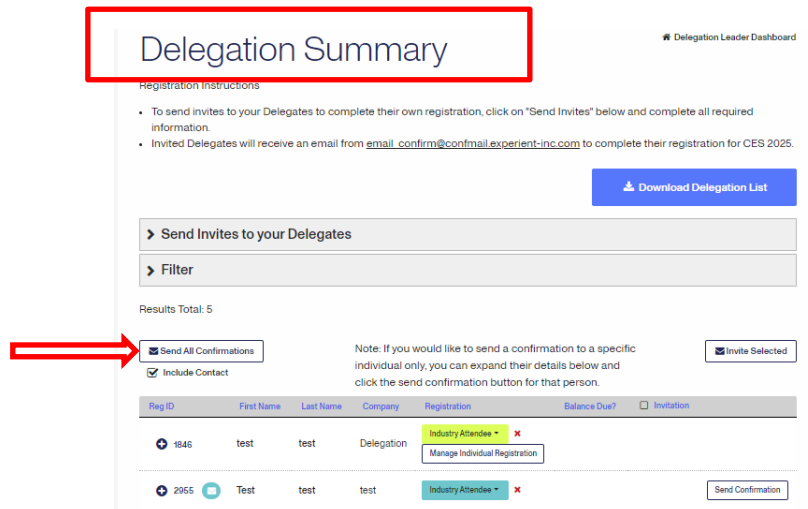
Step 1:

To invite your Delegates, select **Add/Edit Personnel** and the page will redirect:



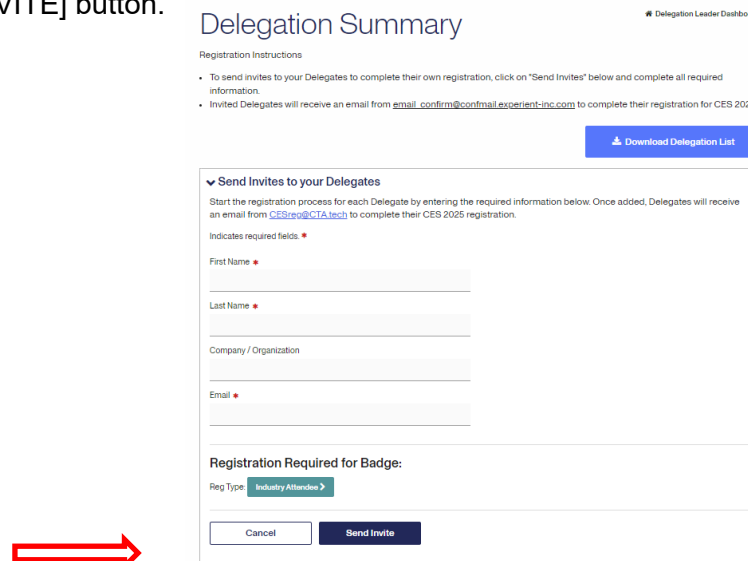
Step 2:

On the **Delegation Summary** page, you can send invites to your Delegates, Export Personnel file, filter the registrants and more. Details shown below:



Step 3:

Select **Send Invites to your Delegates**. Fill in all required fields in the drop down and select the [SEND INVITE] button.



You will see your invited Delegates listed like the screenshot below:

✉ Send All Confirmations

☒ Include Contact

Note: If you would like to send a confirmation to a specific individual only, you can expand their details below and click the send confirmation button for that person.

✉ Invite Selected

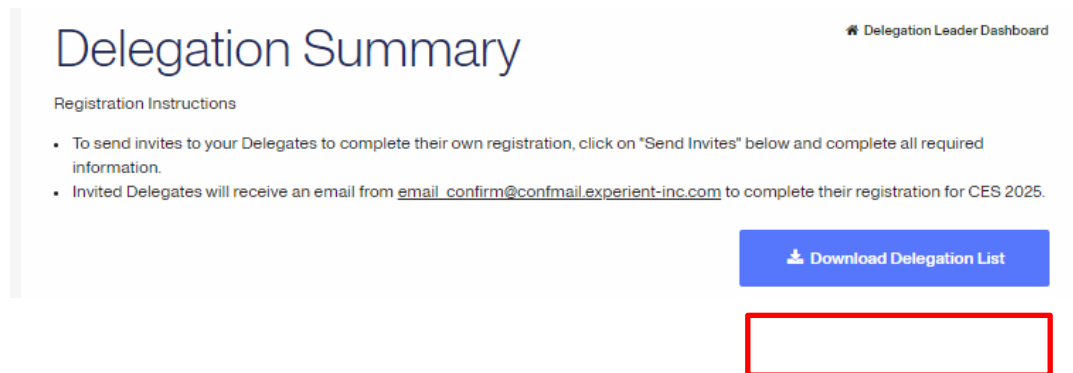
Reg ID	First Name	Last Name	Company	Registration	Balance Due?	<input type="checkbox"/> Invitation
<div>+</div> 1846	test	test	Delegation	<div>Manage Individual Registration</div>		
<div>+</div> 2955 <div>✉</div>	Test	test	test	<div>Industry Attendee</div> ✖		<div>Send Confirmation</div>
<div>+</div> 3044	Test	Test4	CTA Test	<div>Industry Attendee</div> ✖		<input type="checkbox"/> ✔

View Your Delegation Personnel

From the Delegation summary main page, you can now manage and view your delegates

Download Delegation List

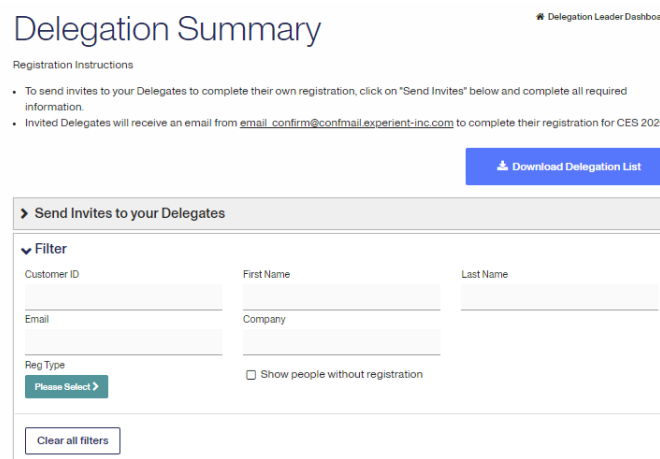
Use this to download and export your list of Delegates in excel format.



The screenshot shows the 'Delegation Summary' page. At the top right is a link to 'Delegation Leader Dashboard'. Below the title is a 'Registration Instructions' section with two bullet points: 'To send invites to your Delegates to complete their own registration, click on "Send Invites" below and complete all required information.' and 'Invited Delegates will receive an email from email_confirm@confmail.experient-inc.com to complete their registration for CES 2025.' To the right of the instructions is a blue button labeled 'Download Delegation List' with a download icon. Below this button is a red rectangular box.

Filter Delegates

You can quick search your invited Delegates using this function.



The screenshot shows the 'Delegation Summary' page with the 'Send Invites to your Delegates' section expanded. It contains a 'Filter' section with input fields for 'Customer ID', 'First Name', 'Last Name', 'Email', and 'Company'. There is a 'Reg Type' dropdown menu with a 'Please Select' button and a checkbox for 'Show people without registration'. At the bottom of the filter section is a 'Clear all filters' button. A blue 'Download Delegation List' button is also visible at the top right of the section.

Review Delegate Details

see the different functions below:

Resend confirmation to your delegates

Resend invitation to your delegates

Note: If you would like to send a confirmation to a specific individual only, you can expand their details below and click the send confirmation button for that person.

Send All Confirmations

Include Contact

Invite Selected









You can filter by order when selecting the headers

Time & Date invitation email sent.

Delegate has balance due on their registration record.

When a Delegate completes their record and is approved, this box will turn blue.

Delete incomplete delegates

Reg ID	First Name	Last Name	Company	Registration	Balance Due?	Invitation
1846	test	test	Delegation	Industry Attendee   Manage Individual Registration		
2955	Test	test	test	Industry Attendee  		Send Confirmation
3044	Test	Test43	CTA Test	Industry Attendee  		<input type="checkbox"/> 



FAQs

Q) I cannot access the Delegation Leader dashboard.

A) Make sure you are using the same email address you provided during the Delegation Leader application process. If your email address has changed, please contact Delegations@CTA.tech asap. You will need to wait until the new email address has synced to the registration database before you can access the dashboard.

Q) What do I do when I cannot sign in to my CTA/CES account or have not received the verification email after creating a CES Account?

A) Clear your history on your browser and try again. If you continue to run into an error, please email CustomerService@CTA.tech.

Q). What do I do when my photo won't upload?

A). Make sure your photo is a clear head shot. If you normally wear glasses, try using a photo without glasses or use the webcam to take a photo without glasses. No hats, sunglasses or other accessories.

If you are still experiencing trouble with uploading a photo, please contact CESreg@CTA.tech.

Q). There is a spelling error in my registration, who do I contact?

A). If your name or address is incorrectly spelled, please sign in to your own registration dashboard, go to the section you need to change and click the 'EDIT' button to make your change(s).

If you still see the spelling error or cannot edit the error, please contact CESreg@CTA.tech.

For all other registration assistance inquiries, please contact CESreg@CTA.tech.

For questions regarding the Delegation Program, please contact Delegations@CTA.tech.

Appendix A: Registration Path

About You

[Dashboard](#)

Indicates required fields. *

Select your CES experience ✓

<p><input checked="" type="radio"/> Exhibits Plus Pass</p> <p>Exhibits Plus Pass option on About You page: The Exhibits Plus Pass provides access to the CES show floor plus Keynote Addresses, Great Minds Sessions, Research Summit, Show Floor Stage Content and more.</p> <p>\$0</p> <p>Read More</p>	<p><input type="radio"/> Deluxe Conference Pass</p> <p>The Deluxe Conference Pass includes the Exhibits Plus Pass PLUS the highest level of access and flexibility. The Deluxe Conference Pass provides access to all 300+ sessions and curated tracks across four days of programming.</p> <p>\$1400 \$1050</p> <p>Read More</p>
---	--

Acknowledge Event Requirements

☒ I understand that CES is a trade-only event for individuals affiliated with the consumer technology industry who are 18 years of age or older and that I meet these eligibility requirements to attend. *

About You

▼ Prefix *

<input type="radio"/> Dr.	<input type="radio"/> Mr.
<input type="radio"/> Ms.	<input type="radio"/> Mrs.
<input type="radio"/> Mx.	<input type="radio"/> Miss
<input type="radio"/> The Hon.	

Prefix is required

First Name *
test

Last Name *
test

Job Title *
Delegation Leader

Company / Organization *
Delegation

Address *
123 Main St


Address 2

Country, Region or Territory of Residence *
[Cambodia >](#)

Postal Code

City *

City is required



(+Country Code) Mobile Phone Number *

1 7038220505

Stay Updated! Would you like to receive CES text message updates? By opting in, you consent to receive SMS messages from CTA, owner and producer of CES, regarding event updates, reminders, and important information. Message and data rates may apply.

☐ Yes, I agree to receive text message updates.

By providing your mobile number and opting in, you agree to the CTA's Terms and Conditions and Privacy Policy. You can opt-out at any time by replying STOP. For help, reply HELP.

Email *




test100@test.com

(where you will receive event communication)

▼ Do you require accessibility assistance on-site? *

By submitting your registration, you consent to permitting your personal data collected on this registration page to be collected, used, and shared in accordance with the Consumer [Health Data Privacy Policy](#). You may withdraw your consent at any time by contacting [customer service](#).

Services must be requested by Dec. 17. Services requested after Dec. 17 cannot be guaranteed on-site.

- ☐ On-site assistance is not required
- ☐ Mobility assistance 
- ☐ Deaf/hard of hearing services 
- ☐ Blind/visually impaired services 

Special Assistance is required

The following demographic questions are for analytical purposes only.

Date of Birth *

DD / MM / YYYY

Date of Birth is required

i.e. DD / MM / YYYY

▼ Your gender *

- ☐ Male
- ☐ Female
- ☐ Non-binary
- ☐ Prefer not to say

Your gender is required

▼ Do you require a visa to attend CES 2025? *

- ☐ Yes ☐ No

Do you require a visa to attend? is required

Policies


☒ I agree to the [Maritz Terms of Use](#) *

☒ [Click here to accept the CES 2025 Terms and Conditions](#) *

← Back

Next →

Additional Information

 Dashboard

Indicates required fields. *

▼ Select the option that best matches your job title. *

Executive

- ☐ Board Member
- ☐ C-Level
- ☐ President/Founder
- ☐ Vice President/Senior VP/Executive VP

Management

- ☐ Account Management/Sales Rep
- ☐ Consultant
- ☐ Director/Senior Manager/General Manager
- ☐ Manager/Store Manager/Product Manager
- ☐ Manufacturer's Representative

Medical

- ☐ Medical Doctor
- ☐ Medical Professional

Government

- ☐ Government Official

Other

- ☐ Admin and Support Staff
- ☐ Analyst
- ☐ Freelance/Self-Employed
- ☐ Non-Management
- ☐ Staff Creative
- ☐ Staff Other
- ☐ Staff Technical
- ☐ Systems Installer/Integrator
- ☐ Trainer/Educator
- ☐ Other

Job Title Role is required



Powered by The Consumer Technology Association®

▼ Select the department/business division that best matches your role. *

- | | |
|---|---|
| <input type="radio"/> Business Development | <input type="radio"/> Client/Customer Service |
| <input type="radio"/> Content Creation and Management | <input type="radio"/> Data and Analytics |
| <input type="radio"/> Education | <input type="radio"/> Engineering |
| <input type="radio"/> Finance | <input type="radio"/> Government/Regulatory |
| <input type="radio"/> Healthcare Provider/Medical | <input type="radio"/> Human Resources |
| <input type="radio"/> Investment | <input type="radio"/> Legal |
| <input type="radio"/> Manufacturing | <input type="radio"/> Marketing and Advertising |
| <input type="radio"/> Operations | <input type="radio"/> Procurement for Re-sale |
| <input type="radio"/> Procurement for my company | <input type="radio"/> Product Design and Management |
| <input type="radio"/> Research/Development | <input type="radio"/> Sales |
| <input type="radio"/> Software Development | <input type="radio"/> Standards |
| <input type="radio"/> Supply Chain/Distribution | <input type="radio"/> Other |

Department / Area of Responsibility is required

▼ Select the top market/product categories that represent your business interests at CES. You may select up to ten. *

- | | |
|---|---|
| <input type="checkbox"/> 5G Technologies | <input type="checkbox"/> Accessibility |
| <input type="checkbox"/> Accessories | <input type="checkbox"/> AgTech |
| <input type="checkbox"/> AR/VR/XR | <input type="checkbox"/> Artificial Intelligence |
| <input type="checkbox"/> Audio | <input type="checkbox"/> Beauty Tech |
| <input type="checkbox"/> Blockchain | <input type="checkbox"/> Cloud Computing |
| <input type="checkbox"/> Construction Tech | <input type="checkbox"/> Cryptocurrency |
| <input type="checkbox"/> Cybersecurity | <input type="checkbox"/> Digital Health |
| <input type="checkbox"/> Drones | <input type="checkbox"/> Education Tech |
| <input type="checkbox"/> Energy Transition | <input type="checkbox"/> Energy/Power |
| <input type="checkbox"/> Enterprise | <input type="checkbox"/> Content and Entertainment |
| <input type="checkbox"/> Fashion Tech | <input type="checkbox"/> FinTech |
| <input type="checkbox"/> Fitness | <input type="checkbox"/> Food Tech |
| <input type="checkbox"/> Gaming and Esports | <input type="checkbox"/> Home Entertainment and Office Hardware |
| <input type="checkbox"/> Imaging | <input type="checkbox"/> Investing |
| <input type="checkbox"/> IoT/Sensors | <input type="checkbox"/> Lifestyle |
| <input type="checkbox"/> Marketing and Advertising | <input type="checkbox"/> Metaverse |
| <input type="checkbox"/> NFT | <input type="checkbox"/> Quantum Computing |
| <input type="checkbox"/> Retailing/E-Commerce | <input type="checkbox"/> Robotics |
| <input type="checkbox"/> Smart Cities | <input type="checkbox"/> Smart Home and Appliances |
| <input type="checkbox"/> Sourcing and Manufacturing | <input type="checkbox"/> Space Tech |
| <input type="checkbox"/> Sports | <input type="checkbox"/> Startups |
| <input type="checkbox"/> Streaming | <input type="checkbox"/> Supply and Logistics |
| <input type="checkbox"/> Sustainability | <input type="checkbox"/> Travel and Tourism |
| <input type="checkbox"/> Vehicle Technology and Advanced Mobility | <input type="checkbox"/> Video Technologies |
| <input type="checkbox"/> 3D Printing | |

Business Interests is required

▼ Select the primary function of your company. *

- | | |
|--|---|
| <input type="radio"/> Advertising and Marketing | <input type="radio"/> Academic/University |
| <input type="radio"/> AgTech | <input type="radio"/> Analytics and Research |
| <input type="radio"/> Architecture/Building/Construction | <input type="radio"/> Automotive |
| <input type="radio"/> Business Services | <input type="radio"/> Consulting |
| <input type="radio"/> Content, Media and Entertainment | <input type="radio"/> Consumer Goods (Non-Retail Buying) |
| <input type="radio"/> Design and Packaging | <input type="radio"/> Digital Health |
| <input type="radio"/> Distribution | <input type="radio"/> Education/Training |
| <input type="radio"/> Electronics Components | <input type="radio"/> Energy |
| <input type="radio"/> Engineering/Research and Development | <input type="radio"/> Finance (Fintech, Banking, Services, Insurance) |
| <input type="radio"/> Gaming | <input type="radio"/> Government - Federal/National |
| <input type="radio"/> Government - State and Local | <input type="radio"/> Healthcare/Pharmaceuticals/Biotech |
| <input type="radio"/> Manufacturer's Representative | <input type="radio"/> Manufacturing |
| <input type="radio"/> Non-Profit/NGO/Lobbying | <input type="radio"/> Retail |
| <input type="radio"/> Software Development/Publishing | <input type="radio"/> Sports and Fitness |
| <input type="radio"/> Systems Integrator/Installation/VAR | <input type="radio"/> Telecom and Utilities |
| <input type="radio"/> Transportation, Shipping and Logistics | <input type="radio"/> Travel and Hospitality |
| <input type="radio"/> Venture Capitalists/Private Equity/Investing | <input type="radio"/> Venues |
| <input type="radio"/> Other | |

Company Function is required

▼ Please select ONE option that best describes your influence in your company's buying decisions, or the buying divisions of a company that you represent. *

- | | |
|--|---|
| <input type="radio"/> Final Decision Maker | <input type="radio"/> Significant Influence |
| <input type="radio"/> Initial Recommendation | <input type="radio"/> Research New Products |
| <input type="radio"/> Not Applicable | |

Buying Influence is required

▼ Please identify the customer base your company provides products/services. *

- | | |
|--|--|
| <input type="radio"/> Business to Business | <input type="radio"/> Business to Consumer |
| <input type="radio"/> Both | <input type="radio"/> Other |

Customer Base is required

CTA SmartBrief

☐ Check the box to subscribe to CTA SmartBrief, the complimentary daily email summary of the most critical consumer technology news from around the globe. SmartBrief may send occasional marketing emails.

← Back


Next →

Add Photo

This photo will appear on your CES badge. Your photo should be recent (within the last 6 months) and display a frontal view with your face clearly visible. Avatars, Memojis or other digitally created images are not permitted. Show Management reserves the right to reject any uploaded photo and require the registrant to have their photo taken on-site prior to issuing a badge.

Submit your photo by using your webcam or upload an existing photo below.

Click the camera icon below to take a photo.



OR

If you do not have a camera available, please choose an existing photo of yourself to upload. To upload your own photo, click "Choose File", make your selection and click "Upload".

Remember:

- JPG, PNG and GIF files only
- 5 MB or smaller, square, color photo

No file chosen

Qualifications

[Dashboard](#)

Indicates required fields. *

CES will not accept credentials that do not associate you with the company you are representing or with the consumer technology industry. CES reserves the right to request additional business credentials if necessary.

Registrants using company email domains will have an expedited credential review.

Registrants must provide two of the following:

☐ Business card

- Business card must clearly list your company name and company that you are representing
- Digital business cards or proofs will not be accepted

☐ Link to active company website

- Website must clearly demonstrate your organizations affiliation with the consumer technology industry
- Websites under construction will not be accepted
- Facebook, LinkedIn or other social sites will not be accepted

☐ Verification of employment on company letterhead

- Letter must be dated and signed by HR or CEO
- Letter must include stated business purpose at CES

☐ Link to a recent media article (print, digital, broadcast)

- Article must be written by you, or in which you were quoted or cited as an industry professional
- Article must be published within the last nine months

☐ Link to company website showing your name on an employee roster

- URL must link directly to company roster
- URL must not be behind firewalls or password protected
- Websites under construction will not be accepted
- Facebook, LinkedIn or other social sites will not be accepted

☐ Business license

- Business license must include
 - Your company name, name, and business address
 - Must clearly demonstrate your affiliation with the consumer technology industry
- A Business license that does not match the name of the registrant will be denied
- EIN and Tax IDs will be rejected

☐ Pay stub

- Must be from an automated system
- Handwritten checks will not be accepted
- Sensitive personal information must be blacked out
- Registrants uploading pay stubs with sensitive information will be immediately deleted and denied registration

[← Back](#)[Next →](#)

Conference Programming









[Dashboard](#)

Enhance your CES experience by adding the Deluxe Conference Pass or highly curated tracks to your registration. The Deluxe Conference Pass provides the highest level of access and flexibility to attend all conference programming while specialized individual tracks that spotlight the latest trends in AI, vehicle technology and advanced mobility, sustainability, cybersecurity and digital health. Whatever your interest - there's something for you!

Check back in October when the full program schedule is revealed, including the sessions on each track.

Individual sessions are not sold. Please note that conference seating is on a first-come, first-served basis even with the purchase of a conference pass. Please plan to arrive early to sessions to ensure a seat.

Based on your business interest selection, we recommend the following conference programming:


<p>★ Recommended for You!</p>  <p>Deluxe Conference Pass</p> <p>\$1050</p> <p>Add to cart</p>	<p>★ Recommended for You!</p>  <p>Cybersecurity</p> <p>\$400</p> <p>Add to cart</p>	<p>★ Recommended for You!</p>  <p>The Spoon: AgTech Summit</p> <p>\$250</p> <p>Add to cart</p>	<p>★ Recommended for You!</p>  <p>The Spoon: Food Tech Summit</p> <p>\$400</p> <p>Add to cart</p>
 <p>AR/VR/XR</p> <p>\$250</p> <p>Add to cart</p>	 <p>Artificial Intelligence</p> <p>\$250</p> <p>Add to cart</p>	 <p>Digital Health</p> <p>\$400</p> <p>Add to cart</p>	 <p>Digital Hollywood: Hollywood & Innovation - From AI & XR to Streaming</p> <p>\$400</p> <p>Add to cart</p>
 <p>Home Entertainment and Streaming</p> <p>\$250</p> <p>Add to cart</p>	 <p>Lifestyle</p> <p>\$250</p> <p>Add to cart</p>	 <p>MEA: Connect2Car - Mobility 2050</p> <p>\$400</p> <p>Add to cart</p>	 <p>Mobile Technology and Connectivity</p> <p>\$250</p> <p>Add to cart</p>
 <p>Sustainability</p> <p>\$400</p> <p>Add to cart</p>		 <p>Vehicle Tech and Advanced Mobility</p> <p>\$400</p> <p>Add to cart</p>	

[← Back](#)

[Next →](#)

Make the Most of Your Time

[# Dashboard](#)



Las Vegas Monorail

The Las Vegas Monorail provides quick and reliable transportation to hotels and the LVCC. Monorail is offering CES attendees the option to purchase and add discounted Monorail tickets directly to CES show badges. Attendees can choose between 24-hour and daily unlimited ride passes up to 7 days that will begin once badges are scanned directly at Monorail faregates. For those who have not picked up their badges yet or prefer to use their mobile device, they can scan their confirmation email or add a QR code to their Apple, Google or Samsung wallet.

\$13.45 — \$48.88

[Add to cart](#)

Show Floor Tours

Make the most of every moment of your time at CES® 2025 by taking a show floor presented by our official tour contractor, StoryTech®. The tours are designed and curated specifically for senior-level executives as walking interactive sessions that provide detailed overviews of what's happening on the floors, guided by subject matter experts.

Tours include:

- A secure room with a 15-minute interactive briefing session.
- Light snacks and beverages unless otherwise noted.
- Headsets to cut through crowd noise and easily hear and communicate with your tour guide.
- A copy of StoryTech's show floor guide, CES 2025 Five Trends paper

Choose from a variety of options:

Based on your business interest selection we recommend the following show floor tours:

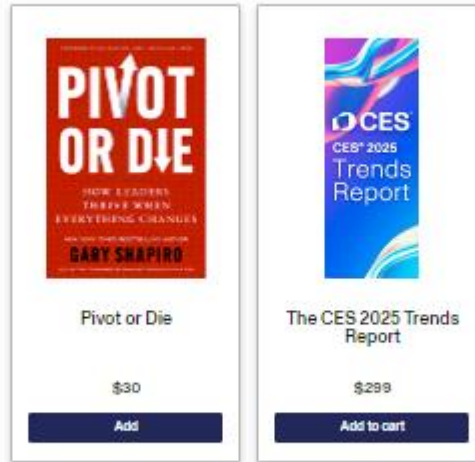
➤ Securing Tomorrow Tour Location: LVCC Tour Time: 1.5 Hours Price: \$895	★ Recommended for You!
➤ The Future of Mobility and Beyond Tour Location: LVCC Tour Time: 1.5 Hours Price: \$895	★ Recommended for You!
➤ The Future of Entertainment and Content Innovations Tour Location: LVCC Tour Time: 1.5 Hours Price: \$895	
➤ The Inside Scoop: LVCC Tour Location: LVCC Tour Time: 2.5 Hours Price: \$895	
➤ The Inside Scoop: Venetian Tour Location: Venetian Tour Time: 2.5 Hours Price: \$895	
➤ The Advancement of AI Tours Location: LVCC and Venetian Tour Time: 2.5 and 4.5 Hours Price: \$895 and \$1025	
➤ Emerging Technology and Innovations Tour Location: Venetian Tour Time: 1.5 Hours Price: \$895	
➤ Intelligent Living and Longevity Tour Location: Venetian Tour Time: 1.5 Hours Price: \$895	

[← Back](#)

[Next →](#)

Add-ons

[Dashboard](#)




Review and Check Out


[Dashboard](#)

Please review your registration to ensure all fields are correct prior to completion.

test test's Cart [Add Items](#)

Registration (Industry Attendee) 	\$0
Did you receive a Discount Code in email, on social, other? Enter it here and click 'Add Code' <small>Can not be combined with other offers</small>	
<input type="text"/>	
Add Code	

- Profile and Badge
- Additional Information
- Qualifications
- Photo




[Edit Badge](#)

☐ I acknowledge that the information provided here is correct and will appear on my CES credentials. Replacement badges are \$350 on-site. Badges will not be reprinted more than once.



Acknowledgement

 Dashboard

Thank you for submit YOUR NAME ID:0000

test test ID: 1846
Industry Attendee

 View Status Letter

[Book Your Hotel Here »](#)

Make sure to book your Hotels
ASAP! Rooms fill up quickly.

Sign Out

 Dashboard

[Return to Group Site](#)

Return to your registration record or
your Delegation Dashboard by
selecting "Return to Group Site"

You will receive a confirmation email from email_confirm@confmail.experient-inc.com indicating that you have successfully registered for CES 2026. Please allow five (5) business days for your credentials to be reviewed by show management.

Remember to **keep the confirmation email** and have your **photo I.D.** ready when you pickup your badge in Las Vegas. You can also save your barcode to your Apple or Google wallet.

